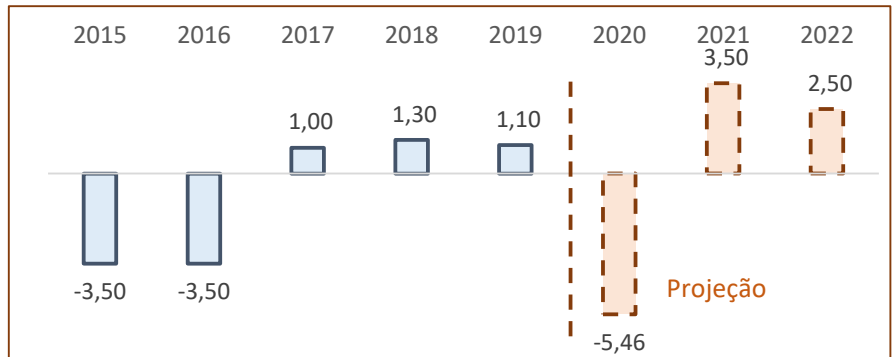


Informe elaborado pela GETEC - Ocepar, com base no Boletim Focus de 21 de agosto de 2020 - Bacen.

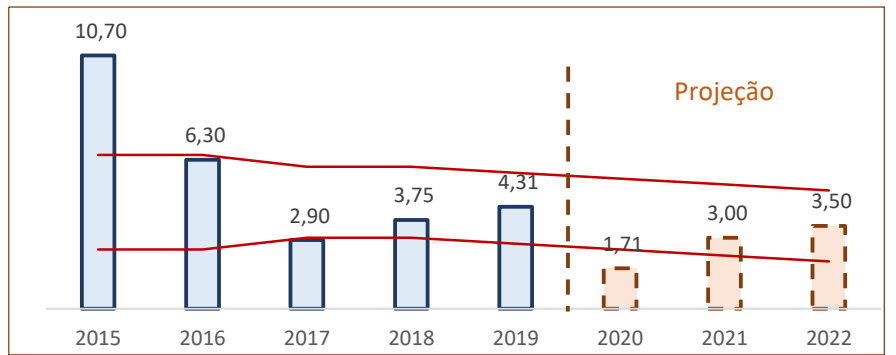
PIB (%)

| Projeção Focus | Semana Atual | Semana passada | Var. (p.p) |
|----------------|--------------|----------------|------------|
| 2020 | - 5,46 | - 5,52 | ↑ 0,06 |
| 2021 | 3,50 | 3,50 | → 0 |
| 2022 | 2,50 | 2,50 | → 0 |



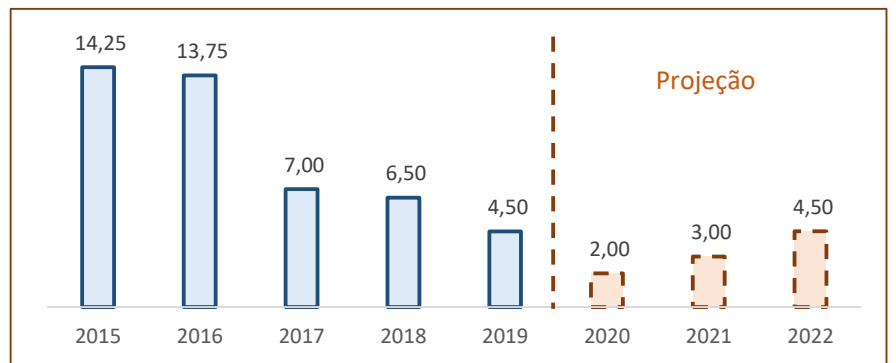
IPCA (%)

| Projeção Focus | Semana Atual | Semana passada | Var. (p.p) |
|----------------|--------------|----------------|------------|
| 2020 | 1,71 | 1,67 | ↑ 0,04 |
| 2021 | 3,00 | 3,00 | → 0 |
| 2022 | 3,50 | 3,50 | → 0 |



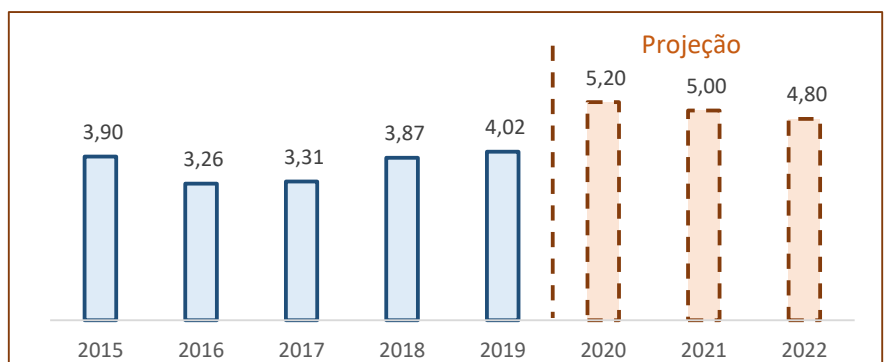
SELIC (%)

| Projeção Focus | Semana Atual | Semana passada | Var. (p.p) |
|----------------|--------------|----------------|------------|
| 2020 | 2,00 | 2,00 | → - |
| 2021 | 3,00 | 2,75 | ↑ 0,25 |
| 2022 | 4,50 | 4,75 | ↓ -0,25 |



CÂMBIO (R\$/US\$)

| Projeção Focus | Semana Atual | Semana passada | Var. (R\$) |
|----------------|--------------|----------------|------------|
| 2020 | 5,20 | 5,20 | → 0 |
| 2021 | 5,00 | 5,00 | → 0 |
| 2022 | 4,80 | 4,80 | → 0 |



Link do relatório completo do Bacen:

<https://www.bcb.gov.br/content/focus/focus/R20200821.pdf>